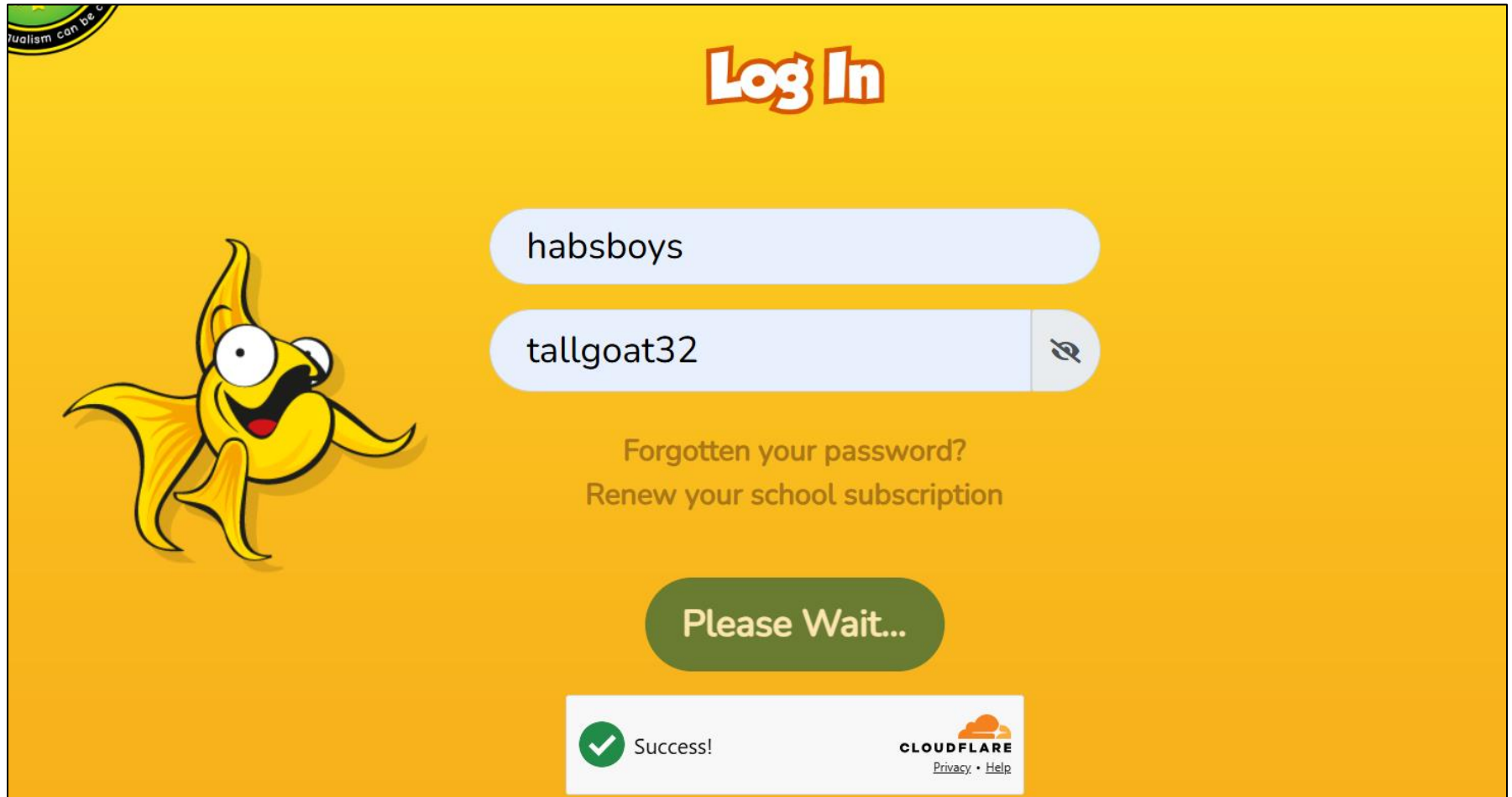


Linguascope – Languages Practice.

Head to www.linguascope.com and press log in.

There will be a box at the bottom that must be ticked to verify you are human.



Log In

habsboys

tallgoat32

Forgotten your password?
Renew your school subscription

Please Wait...

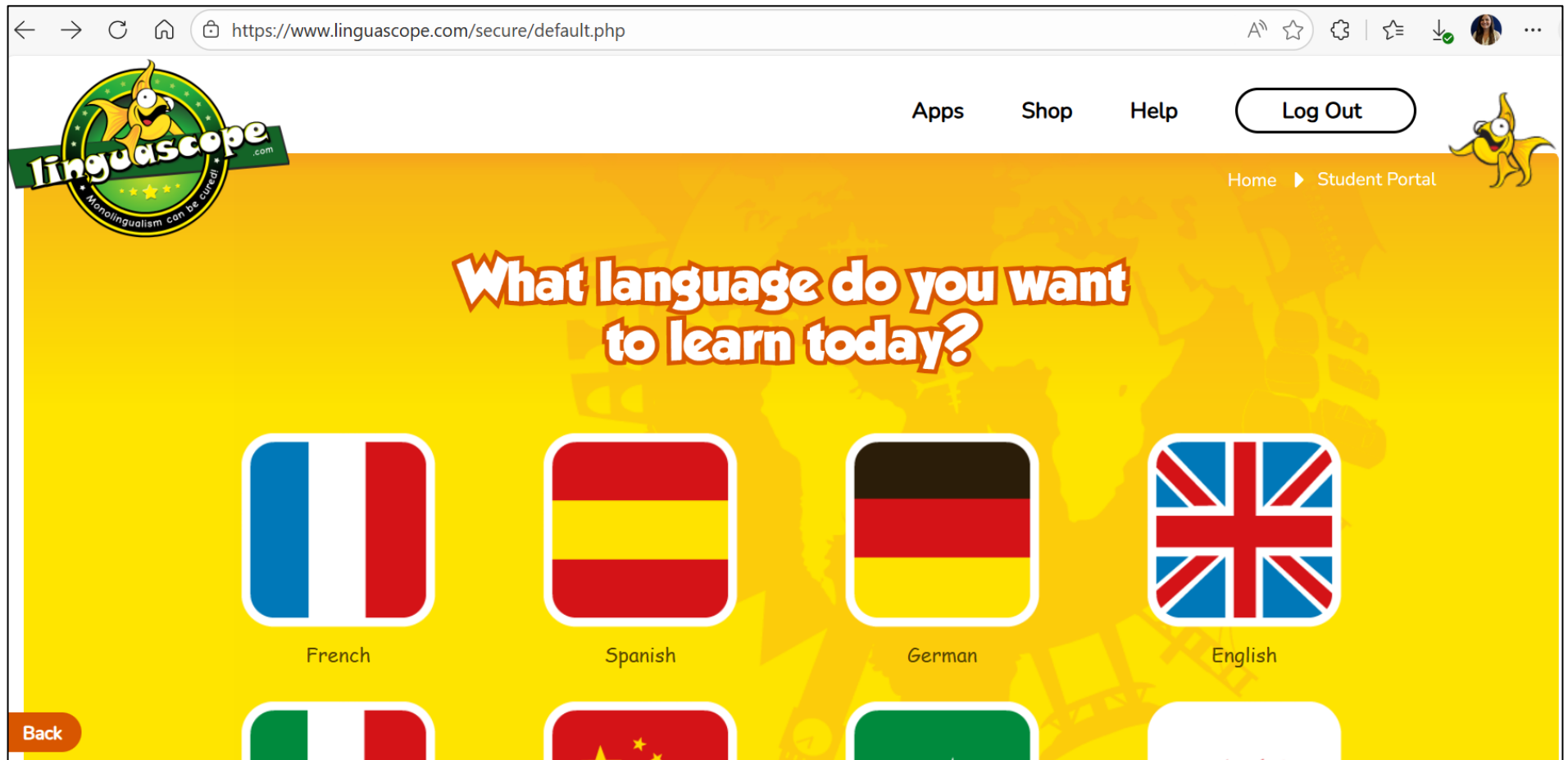
Success!

CLOUDFLARE
Privacy • Help

Linguascope – Languages Practice.

Next, select the flag that is representative of the language you would like to practise.

The boys have been learning **Spanish** since the start of Year 3.



The screenshot shows the Linguascope website interface. At the top left is the Linguascope logo with the tagline "Monolingualism can be cured!". Navigation links for "Apps", "Shop", and "Help" are visible, along with a "Log Out" button and a user profile icon. A breadcrumb trail shows "Home" and "Student Portal". The main heading asks "What language do you want to learn today?". Below this, several language options are presented as flag icons: French, Spanish, German, and English. A "Back" button is located in the bottom left corner.

https://www.linguascope.com/secure/default.php

Apps Shop Help Log Out

Home ▶ Student Portal

What language do you want to learn today?

French Spanish German English

Back

Linguascope – Languages Practice.

Once you have chosen the relevant language, you will have the choice between various activity areas.

The following areas would typically support each year level:

Reception – Elementary

Year 1-2 – Elementary & Lingua League

Year 3-4 – Elementary, Beginner & Lingua League

Year 5-6 – Elementary, Beginner, Lingua League & Conjugation Station

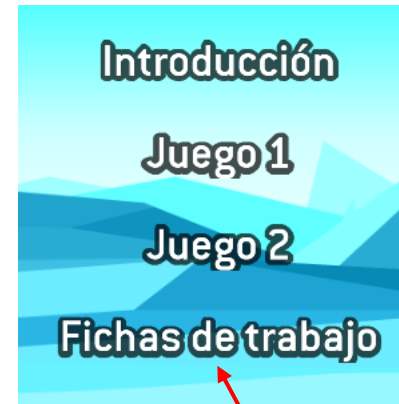


Linguascope – Languages Practice.

Elementary – Set in space!

Each topic starts with an introduction of the vocabulary.

Then there are up to three games per topic to practise the vocabulary.



The last option is always worksheets.

Linguascope – Languages Practice.

Lingua League – Set in a football stadium!

Each topic starts with 'Round 1' which is an introduction of the vocabulary.

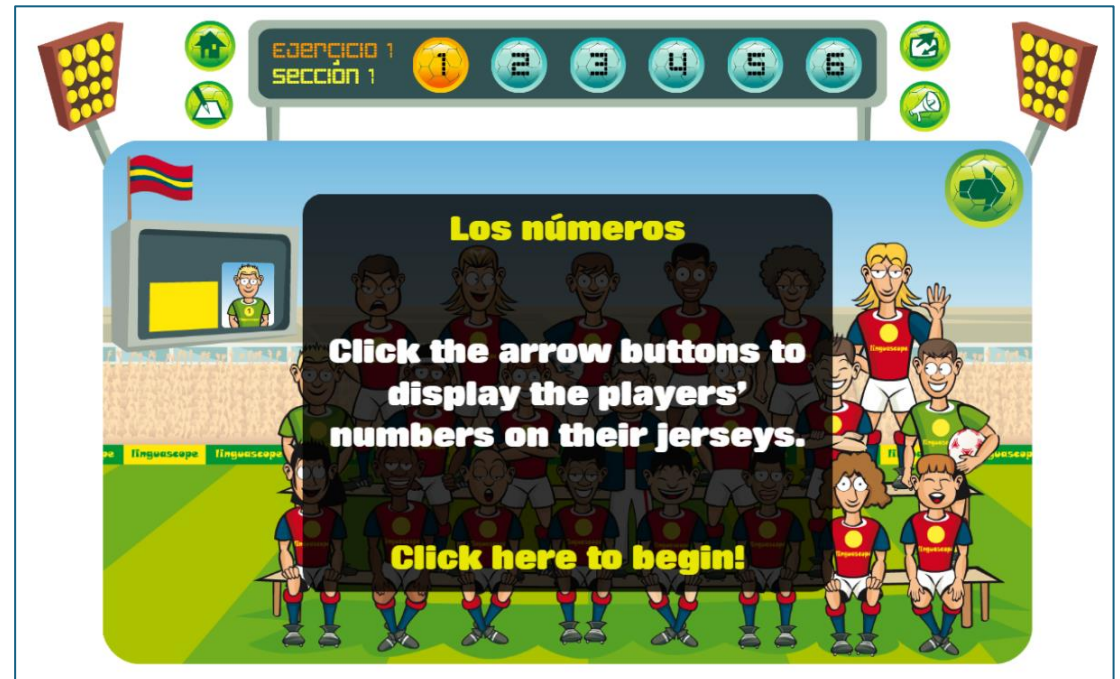
Then there are 'Rounds 2-6' to practise the vocabulary.

You can click on each 'Round' at the top to go directly to a particular one, but they build up from listening to reading to writing, so it's advisable to go in order.



Select a topic

	Los números		El puesto de comida
	Los colores		La alimentación saludable
	El mundo		Compras de lujo
	La nacionalidad		La ropa
	La hora		Mantenerse en forma
	Los recuerdos		Mi casa
	Los precios		Mi dormitorio



EJERCICIO 1
SECCION 1

Los números

Click the arrow buttons to display the players' numbers on their jerseys.

Click here to begin!

Linguascope – Languages Practice.

Beginner – Set under the sea!

Each topic starts with an introduction of the vocabulary.

Then there are 15 activities per topic to practise the vocabulary. Some activities focus on listening, some reading, some spelling etc.

At the end, you can earn a certificate by completing a final exam and you can print off worksheets.

The screenshot displays the Linguascope interface. On the left, a vertical menu lists various topics under the heading 'Las bases':

- Mi familia y yo
- Mi mundo
- La vida cotidiana
- El ocio
- La comida
- El mundo de trabajo
- Ocasiones especiales
- Referencia

In the center, three yellow icons represent specific topics: 'Los colores' (with a paint palette), 'Los números (1-10)' (with numbers 1-10), and 'Decenas' (with numbers 10-20).

On the right, a blue panel titled 'Actividades de vocabulario' lists 15 activities:

- Introducción
- ¡ Escucha !
- Juego de memoria
- Empareja
- Tres en raya
- Parejas
- Una de cuatro
- Imágenes borrosas
- Anagramas
- Sopa de letras
- ¿ Qué falta ?
- El ahorcado

Linguascope – Languages Practice.

Beginner – Superhero City! (“Construcción de frases”)

Once you feel confident with the vocabulary in a topic, you can head to ‘Superhero City’ to apply that vocabulary and other knowledge in activities using sentences.

The activities circled below would be ideal and they build up in complexity from top left to top right, then the second row.

The last activity on that section gives you the option to print worksheets.

The screenshot shows the 'Actividades de vocabulario' section with a sub-section 'Construcción de frases' highlighted in yellow. Under 'Construcción de frases', there are two categories: 'Con traducción' and 'Solamente español'. In the 'Con traducción' category, four activities are circled in red: 'Empareja las traducciones', 'Arrastrar y soltar', 'Rellena los huecos', and 'Frases desordenadas'. In the 'Solamente español' category, there are four activities: 'Repetición', 'Opción múltiple', 'Arrastrar y soltar', and 'Rellena los huecos'. To the right of these, there are two more activities: 'Imprime una ficha' and 'Frases desordenadas', with 'Imprime una ficha' also circled in red.

Actividades de vocabulario		Construcción de frases	
		Con traducción	
Empareja las traducciones	Arrastrar y soltar	Frases desordenadas	
Opción múltiple	Rellena los huecos	Imprime una ficha	
		Solamente español	
Repetición	Arrastrar y soltar	Frases desordenadas	
Opción múltiple	Rellena los huecos	Imprime una ficha	

Linguascope – Languages Practice.

Conjugation Station – Set in space but with a robot!

This is where you can learn and practise verb conjugations.

‘Learn’ shows you verb tables and ‘Practise’ provides three activities to practise conjugating various verbs. Once again, it is recommended to go in order as they increase in complexity.

It is advisable at this stage to focus on conjugating familiar verbs in the *presente de indicativo* (present tense).

