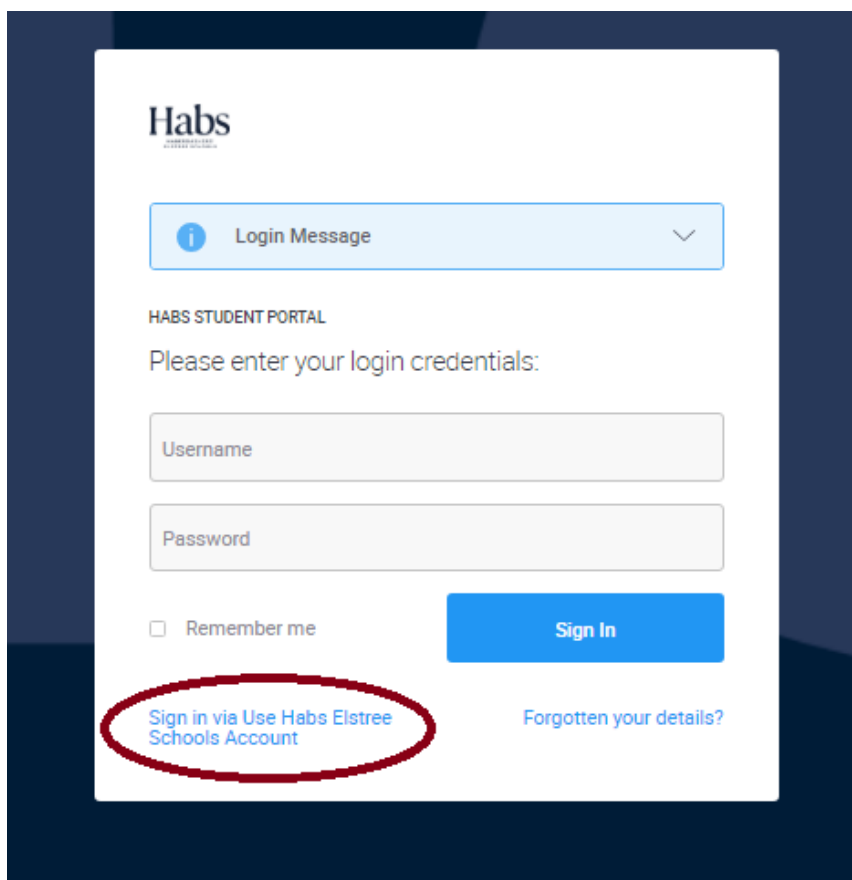


## **Guidance for Students: Accessing your exam results via the ISAMS Student Portal**

The ISAMS Student portal will allow you to view your current academic timetable, reports, exam timetables and results.

To access the student portal, open a browser and navigate to <https://habs.students.isams.cloud/> .

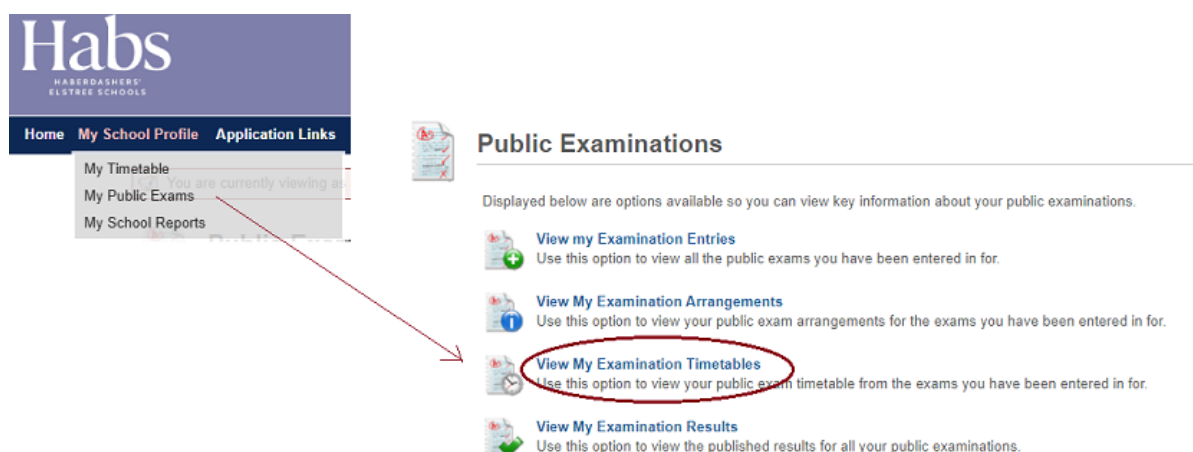
You will see the Student Portal login screen (pictured below). Click on '*Sign in via Habs Elstree Schools Account*' **without entering your Username and Password.**



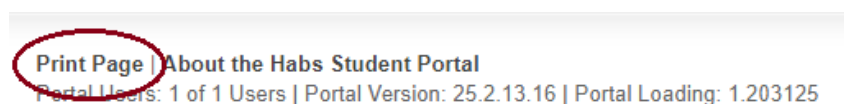
You will then be prompted to enter your Username and Password. These are your School email address and the password you usually use to login at school. You should now get access to the portal.

Select '*My School Profile*' from the options at the top of the screen, then '*My Public Exams*' to view key information about your public examinations.

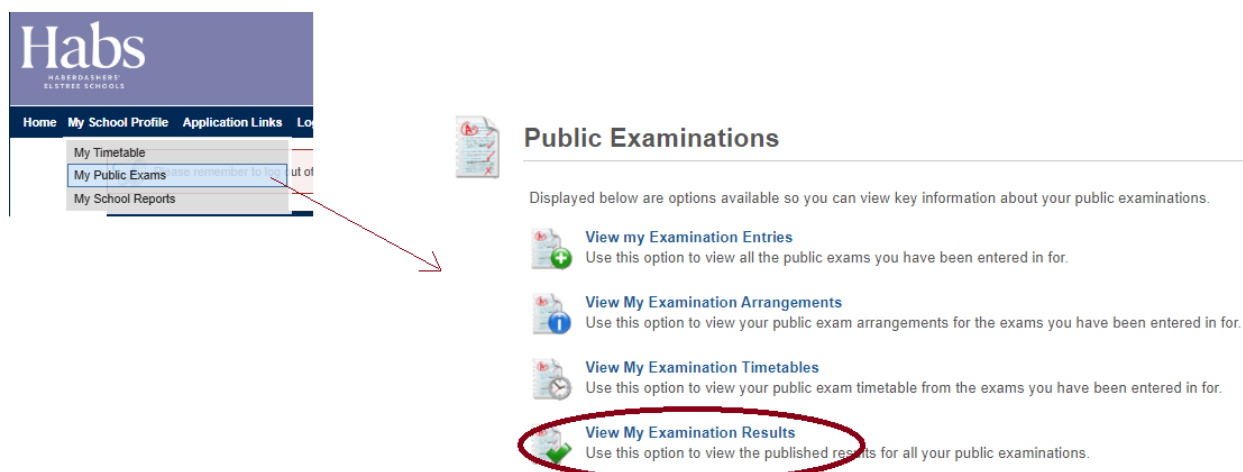
To view your Examination timetables, click on 'View My Examination Timetables' option.



To print, click the 'Print Page' link in the page footer to open a print-friendly version. Then, select the print option from your browser menu and choose Landscape orientation before printing.



**On results day, your results will be delivered to you via this Portal.** To view results, click on 'View My Examination Results' option.



Therefore, it is crucial that you access the portal now to address any access issues. If you encounter any difficulties logging in, please email [help@habselstree.org.uk](mailto:help@habselstree.org.uk).