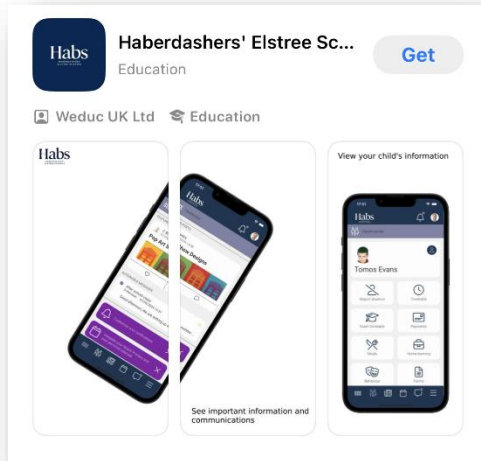


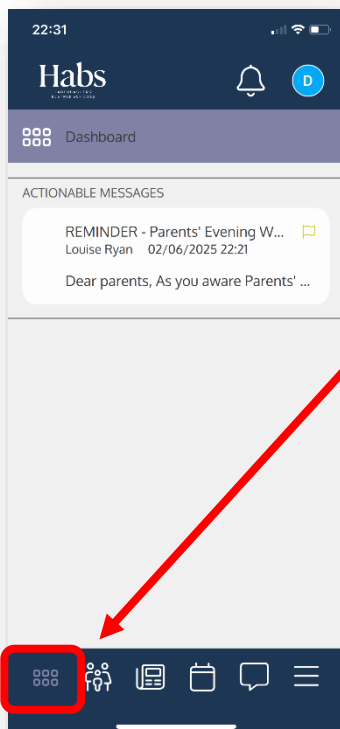
The Haberdashers' Parent App



The app is available for iOS and Android in the Apple App Store or Google Play Store by searching for **Haberdashers' Elstree Schools**.

You can also access the portal in a browser via <https://app.weduc.co.uk>

Dashboard



The Dashboard will keep a record of all your new or actionable messages so that you don't miss anything important.

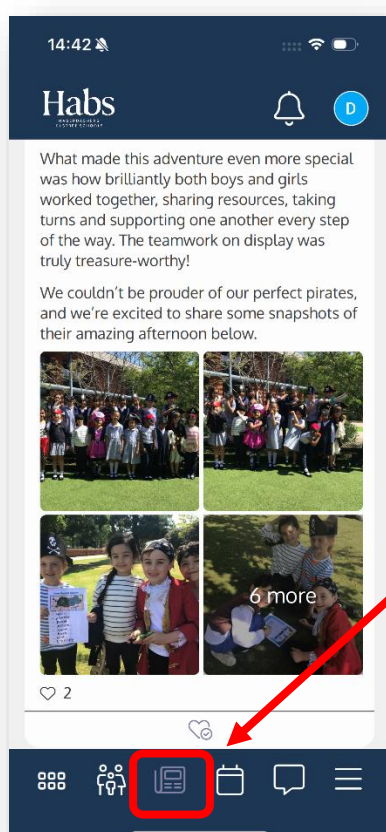
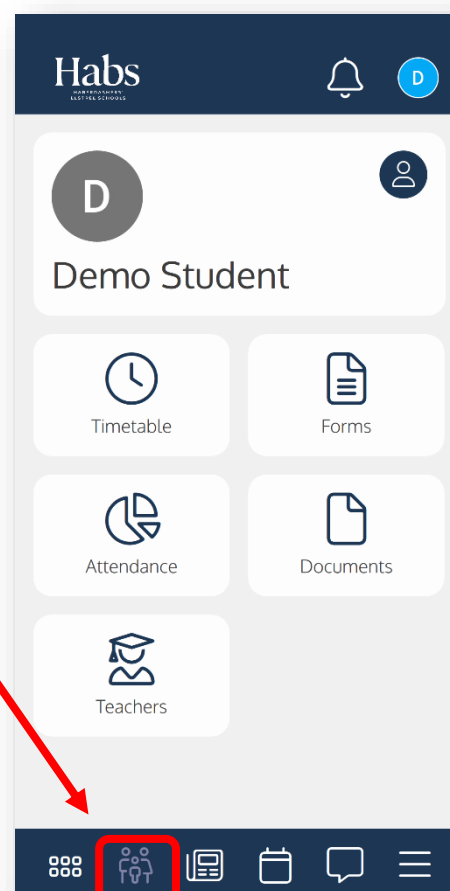
Parent Portal

The Parent Portal displays personalised information for your child/children.

You can:

- View attendance
- Check timetables
- Complete forms
- Read school reports
- Switch between your children at any of the four schools on the Habs' Elstree campus

Please go to this page and choose **Forms** to locate the **Absence Form** to let us know if your child is going to be absent.



Newsfeed

The Newsfeed is a place for us to share positive updates, from whole-school news to snapshots of learning in the classroom.

Not for essential, urgent or future information, just an easy-to-navigate 'social media' style news feed of life in the School.

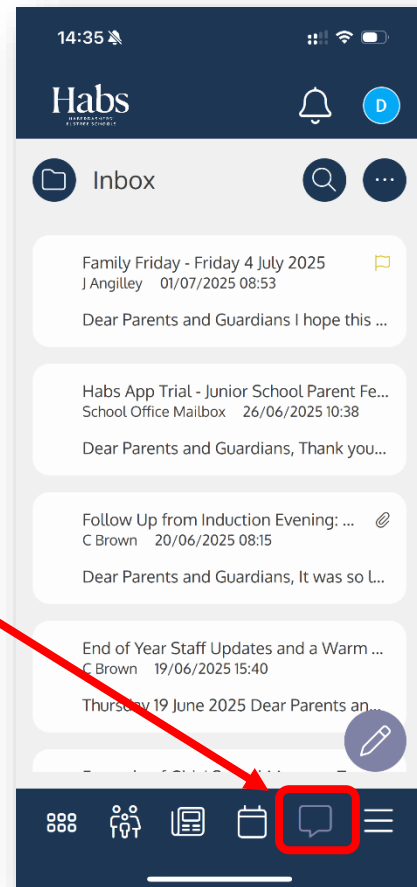
Messages

Staff will contact you via the Habs App.

You may receive:

- Individual messages related to your child.
- Quick, secure messages that require consent, acknowledgement or a response.
- Updates that require an acknowledgement.
- General information that doesn't require an acknowledgement or response.

If you need to get in touch with a teacher, click the pencil and search for their surname to send them a message.



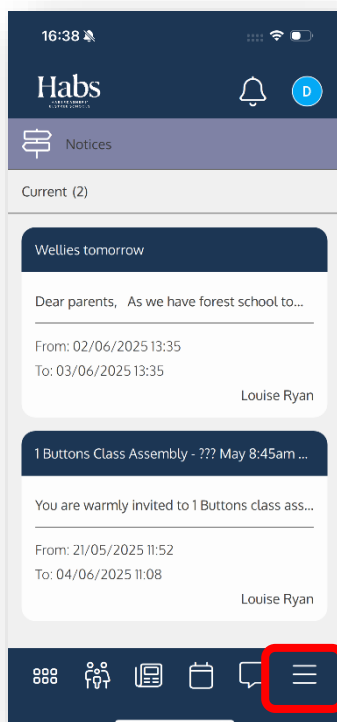
Notices

Notices are located under the menu on the right-hand side.

You will receive notices to remind you of key information or time-critical updates that DO NOT require a response, such as:

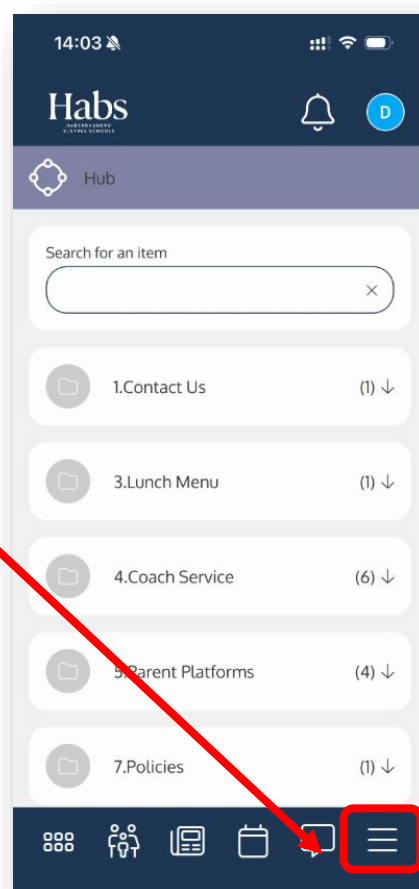
- Reminders or changes, e.g. non-uniform day or a trip arrival change.
- Urgent updates such as a school closure or a change to the day.
- To highlight key dates or whole school events.
- When the school needs to share the same information with many parents quickly.

Notices pop-up quickly and clearly in the app, meaning you are less likely to miss something important. They remain live for the duration of the event/notification period.



Hub

The Hub is located under the right-hand menu and is the place to go to find links to other platforms (such as Parent Pay and SOCS), the school calendar and sports calendar, lunch menus, term dates, coach service information, and much more.



App Settings

In the right-hand menu you will find **App Settings**, in which you can switch the app layout between standard and compact, switch the theme between Light and Dark modes, and change the font size.

You can also control your **Notifications**, choosing which activities you receive notifications for, and setting days/times during which you don't want to receive notifications.

Please note: The default is that 9pm-9am are 'Quiet Hours', and Saturday and Sunday are 'Quiet Days', during which you won't receive notifications. We recommend changing these settings to suit your preferences.